

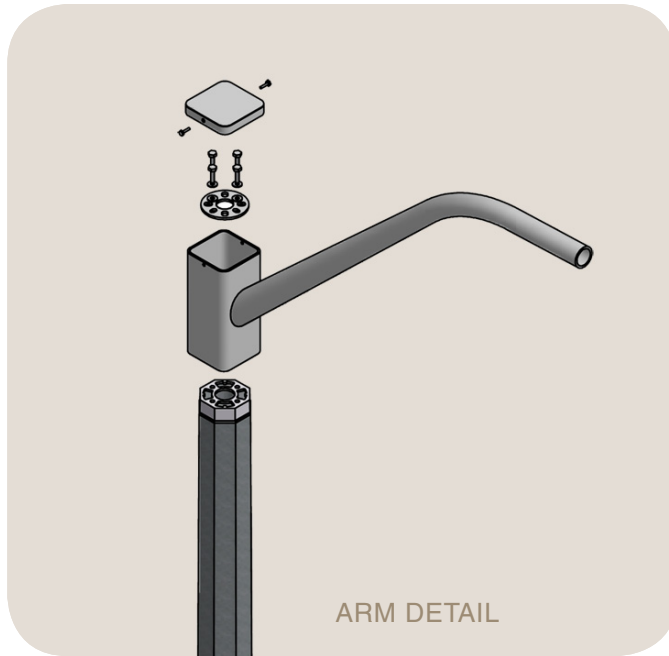
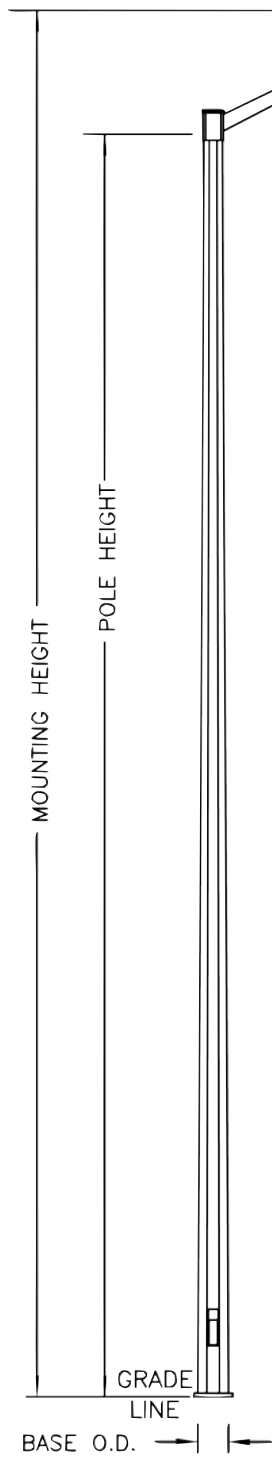


Centrecon Series

MBO Pole with MAE Single Arm

Medium Base Plate Octagonal Pole with Aluminum Elliptical Arm

BASE PLATE STYLE OCTAGONAL POLES



SPECIFICATIONS

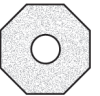
Use Centrecon Specifications.

COLORS & FINISHES

See Color Selection Guide.

ANTI-GRAFFITI & SEALER

Optional Coatings available for added protection.





MBO Pole with MAE Single Arm Combinations

Pole & Arm Configuration Includes Finish Code	Mounting Height	Pole Height	Base OD	Bolt Circle	Base Plate (SQ.)	Arm Length	Max. 50 lb. Luminaire EPA at 90 mph.	Pole Weight
MBO03*113A-MAE4UN	12'-9"	9'-10"	6-7/16"	11-1/2"	11"	4'	6.3 sq. ft.	250 lbs.
MBO03*113A-MAE6UN	12'-9"	9'-10"	6-7/16"	11-1/2"	11"	6'	4.0 sq. ft.	250 lbs.
MBO03*113A-MAE8UN	12'-9"	9'-10"	6-7/16"	11-1/2"	11"	8'	2.4 sq. ft.	250 lbs.
MBO04.3*113A-MAE4UN	17'-0"	14'-1"	6-13/16"	11-1/2"	11"	4'	6.3 sq. ft.	400 lbs.
MBO04.3*113A-MAE6UN	17'-0"	14'-1"	6-13/16"	11-1/2"	11"	6'	4.0 sq. ft.	400 lbs.
MBO04.3*113A-MAE8UN	17'-0"	14'-1"	6-13/16"	11-1/2"	11"	8'	2.4 sq. ft.	400 lbs.
MBO06*113A-MAE4UN	22'-7"	19'-8"	7-1/2"	11-1/2"	11"	4'	6.3 sq. ft.	600 lbs.
MBO06*113A-MAE6UN	22'-7"	19'-8"	7-1/2"	11-1/2"	11"	6'	4.0 sq. ft.	600 lbs.
MBO06*113A-MAE8UN	22'-7"	19'-8"	7-1/2"	11-1/2"	11"	8'	2.4 sq. ft.	600 lbs.
MBO07*113A-MAE4UN	25'-11"	23'-0"	7-7/8"	11-1/2"	11"	4'	6.3 sq. ft.	740 lbs.
MBO07*113A-MAE6UN	25'-11"	23'-0"	7-7/8"	11-1/2"	11"	6'	4.0 sq. ft.	740 lbs.
MBO07*113A-MAE8UN	25'-11"	23'-0"	7-7/8"	11-1/2"	11"	8'	2.4 sq. ft.	740 lbs.
MBO07.5*113A-MAE4UN	27'-6"	24'-7"	8-1/16"	11-1/2"	11"	4'	6.3 sq. ft.	790 lbs.
MBO07.5*113A-MAE6UN	27'-6"	24'-7"	8-1/16"	11-1/2"	11"	6'	4.0 sq. ft.	790 lbs.
MBO07.5*113A-MAE8UN	27'-6"	24'-7"	8-1/16"	11-1/2"	11"	8'	2.4 sq. ft.	790 lbs.
MBO08*113A-MAE4UN	29'-2"	26'-3"	8-1/4"	11-1/2"	11"	4'	6.3 sq. ft.	900 lbs.
MBO08*113A-MAE6UN	29'-2"	26'-3"	8-1/4"	11-1/2"	11"	6'	4.0 sq. ft.	900 lbs.
MBO08*113A-MAE8UN	29'-2"	26'-3"	8-1/4"	11-1/2"	11"	8'	2.4 sq. ft.	900 lbs.
MBO08.5*113A-MAE4UN	30'-10"	27'-11"	8-7/16"	11-1/2"	11"	4'	6.1 sq. ft.	960 lbs.
MBO08.5*113A-MAE6UN	30'-10"	27'-11"	8-7/16"	11-1/2"	11"	6'	3.8 sq. ft.	960 lbs.
MBO08.5*113A-MAE8UN	30'-10"	27'-11"	8-7/16"	11-1/2"	11"	8'	2.3 sq. ft.	960 lbs.
MBO09*113A-MAE4UN	32'-5"	29'-6"	8-5/8"	11-1/2"	11"	4'	6.1 sq. ft.	1,000 lbs.
MBO09*113A-MAE6UN	32'-5"	29'-6"	8-5/8"	11-1/2"	11"	6'	3.8 sq. ft.	1,000 lbs.
MBO09*113A-MAE8UN	32'-5"	29'-6"	8-5/8"	11-1/2"	11"	8'	2.3 sq. ft.	1,000 lbs.
MBOX09.5*113A-MAE4UN	34'-1"	31'-2"	8-7/8"	11-1/2"	11"	4'	6.1 sq. ft.	1,100 lbs.
MBOX09.5*113A-MAE6UN	34'-1"	31'-2"	8-7/8"	11-1/2"	11"	6'	3.8 sq. ft.	1,100 lbs.
MBOX09.5*113A-MAE8UN	34'-1"	31'-2"	8-7/8"	11-1/2"	11"	8'	2.3 sq. ft.	1,100 lbs.
MBOX10*113A-MAE4UN	35'-9"	32'-10"	9-1/16"	11-1/2"	11"	4'	6.1 sq. ft.	1,300 lbs.
MBOX10*113A-MAE6UN	35'-9"	32'-10"	9-1/16"	11-1/2"	11"	6'	3.8 sq. ft.	1,300 lbs.
MBOX10*113A-MAE8UN	35'-9"	32'-10"	9-1/16"	11-1/2"	11"	8'	2.3 sq. ft.	1,300 lbs.
MBOX10.6*113A-MAE4UN	37'-8"	34'-9"	9-5/16"	14"	13"	4'	6.1 sq. ft.	1,375 lbs.
MBOX10.6*113A-MAE6UN	37'-8"	34'-9"	9-5/16"	14"	13"	6'	3.8 sq. ft.	1,375 lbs.
MBOX10.6*113A-MAE8UN	37'-8"	34'-9"	9-5/16"	14"	13"	8'	2.1sq. ft.	1,375 lbs.
MBOX11.7*113A-MAE4UN	41'-4"	38'-5"	9-3/4"	14"	13"	4'	6.1 sq. ft.	1,600 lbs.
MBOX11.7*113A-MAE6UN	41'-4"	38'-5"	9-3/4"	14"	13"	6'	3.8 sq. ft.	1,600 lbs.
MBOX11.7*113A-MAE8UN	41'-4"	38'-5"	9-3/4"	14"	13"	8'	2.1 sq. ft.	1,600 lbs.

Standard Anchor Bolts: 1" x 36" x 4" (Purchase Separately)

Pole & Arm Designator Layout

