

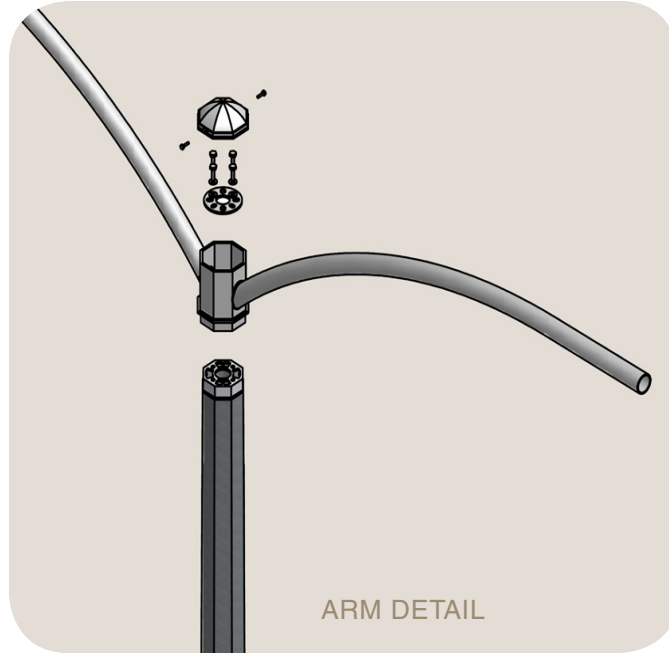
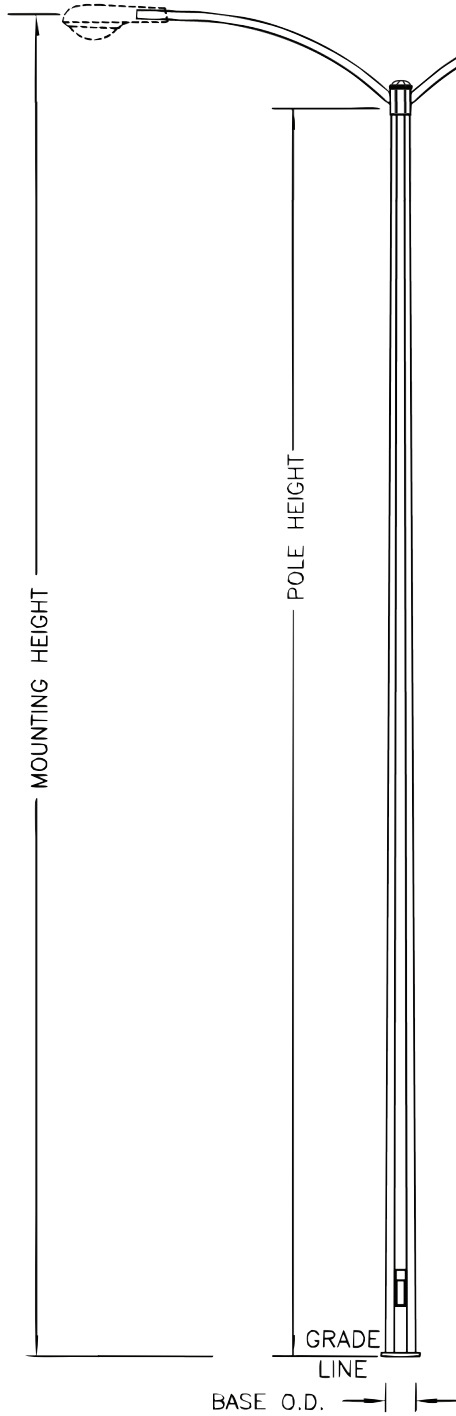
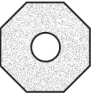


# Centrecon Series

## MBO Pole with MOAP Double Arm

Medium Base Plate Octagonal Pole with Aluminum Pipe Arm

BASE PLATE STYLE OCTAGONAL POLES



### SPECIFICATIONS

Use Centrecon Specifications.

### COLORS & FINISHES

See Color Selection Guide.

### ANTI-GRAFFITI & SEALER

Optional Coatings available for added protection.



## MBO Pole with MOAP Double Arm Combinations

Pole & Arm Configuration Includes Finish Code	Mounting Height	Pole Height	Base OD	Bolt Circle	Base Plate (SQ.)	Arm Length	Max. 50 lb. Luminaire EPA at 90 mph.	Pole Weight
MBO03*113A-MOAP4DUN	11'-7"	9'-10"	6-7/16"	11-1/2"	11"	4'	5.4 sq. ft.	250 lbs.
MBO03*113A-MOAP6DUN	12'-1"	9'-10"	6-7/16"	11-1/2"	11"	6'	3.3 sq. ft.	250 lbs.
MBO03*113A-MOAP8DUN	12'-7"	9'-10"	6-7/16"	11-1/2"	11"	8'	2.2 sq. ft.	250 lbs.
MBO04.3*113A-MOAP4DUN	15'-10"	14'-1"	6-13/16"	11-1/2"	11"	4'	5.4 sq. ft.	400 lbs.
MBO04.3*113A-MOAP6DUN	16'-4"	14'-1"	6-13/16"	11-1/2"	11"	6'	3.3 sq. ft.	400 lbs.
MBO04.3*113A-MOAP8DUN	16'-10"	14'-1"	6-13/16"	11-1/2"	11"	8'	2.2 sq. ft.	400 lbs.
MBO06*113A-MOAP4DUN	21'-5"	19'-8"	7-1/2"	11-1/2"	11"	4'	5.4 sq. ft.	600 lbs.
MBO06*113A-MOAP6DUN	21'-11"	19'-8"	7-1/2"	11-1/2"	11"	6'	3.3 sq. ft.	600 lbs.
MBO06*113A-MOAP8DUN	22'-5"	19'-8"	7-1/2"	11-1/2"	11"	8'	2.2 sq. ft.	600 lbs.
MBO07*113A-MOAP4DUN	24'-9"	23'-0"	7-7/8"	11-1/2"	11"	4'	5.4 sq. ft.	740 lbs.
MBO07*113A-MOAP6DUN	25'-3"	23'-0"	7-7/8"	11-1/2"	11"	6'	3.3 sq. ft.	740 lbs.
MBO07*113A-MOAP8DUN	25'-9"	23'-0"	7-7/8"	11-1/2"	11"	8'	2.2 sq. ft.	740 lbs.
MBO07.5*113A-MOAP4DUN	26'-4"	24'-7"	8-1/16"	11-1/2"	11"	4'	5.4 sq. ft.	790 lbs.
MBO07.5*113A-MOAP6DUN	26'-10"	24'-7"	8-1/16"	11-1/2"	11"	6'	3.3 sq. ft.	790 lbs.
MBO07.5*113A-MOAP8DUN	27'-4"	24'-7"	8-1/16"	11-1/2"	11"	8'	2.2 sq. ft.	790 lbs.
MBO08*113A-MOAP4DUN	28'-0"	26'-3"	8-1/4"	11-1/2"	11"	4'	5.4 sq. ft.	900 lbs.
MBO08*113A-MOAP6DUN	28'-6"	26'-3"	8-1/4"	11-1/2"	11"	6'	3.3 sq. ft.	900 lbs.
MBO08*113A-MOAP8DUN	29'-0"	26'-3"	8-1/4"	11-1/2"	11"	8'	2.2 sq. ft.	900 lbs.
MBO08.5*113A-MOAP4DUN	29'-8"	27'-11"	8-7/16"	11-1/2"	11"	4'	5.4 sq. ft.	960 lbs.
MBO08.5*113A-MOAP6DUN	30'-2"	27'-11"	8-7/16"	11-1/2"	11"	6'	3.3 sq. ft.	960 lbs.
MBO08.5*113A-MOAP8DUN	30'-8"	27'-11"	8-7/16"	11-1/2"	11"	8'	2.2 sq. ft.	960 lbs.
MBO09*113A-MOAP4DUN	31'-3"	29'-6"	8-5/8"	11-1/2"	11"	4'	5.4 sq. ft.	1,000 lbs.
MBO09*113A-MOAP6DUN	31'-9"	29'-6"	8-5/8"	11-1/2"	11"	6'	3.3 sq. ft.	1,000 lbs.
MBO09*113A-MOAP8DUN	32'-3"	29'-6"	8-5/8"	11-1/2"	11"	8'	2.2 sq. ft.	1,000 lbs.
MBOX09.5*113A-MOAP4DUN	32'-11"	31'-2"	8-7/8"	11-1/2"	11"	4'	5.2 sq. ft.	1,100 lbs.
MBOX09.5*113A-MOAP6DUN	33'-5"	31'-2"	8-7/8"	11-1/2"	11"	6'	3.1 sq. ft.	1,100 lbs.
MBOX09.5*113A-MOAP8DUN	33'-11"	31'-2"	8-7/8"	11-1/2"	11"	8'	2.1 sq. ft.	1,100 lbs.
MBOX10*113A-MOAP4DUN	34'-7"	32'-10"	9-1/16"	11-1/2"	11"	4'	5.2 sq. ft.	1,300 lbs.
MBOX10*113A-MOAP6DUN	35'-1"	32'-10"	9-1/16"	11-1/2"	11"	6'	3.1 sq. ft.	1,300 lbs.
MBOX10*113A-MOAP8DUN	35'-7"	32'-10"	9-1/16"	11-1/2"	11"	8'	2.1 sq. ft.	1,300 lbs.
MBOX10.6*113A-MOAP4DUN	36'-6"	34'-9"	9-5/16"	14"	13"	4'	5.2 sq. ft.	1,375 lbs.
MBOX10.6*113A-MOAP6DUN	37'-0"	34'-9"	9-5/16"	14"	13"	6'	3.1 sq. ft.	1,375 lbs.
MBOX10.6*113A-MOAP8DUN	37'-6"	34'-9"	9-5/16"	14"	13"	8'	2.1 sq. ft.	1,375 lbs.
MBOX11.7*113A-MOAP4DUN	40'-2"	38'-5"	9-3/4"	14"	13"	4'	5.0 sq. ft.	1,600 lbs.
MBOX11.7*113A-MOAP6DUN	40'-8"	38'-5"	9-3/4"	14"	13"	6'	3.0 sq. ft.	1,600 lbs.
MBOX11.7*113A-MOAP8DUN	41'-2"	38'-5"	9-3/4"	14"	13"	8'	2.0 sq. ft.	1,600 lbs.

Standard Anchor Bolts: 1" x 36" x 4" (Purchase Separately)

### Pole & Arm Designator Layout

