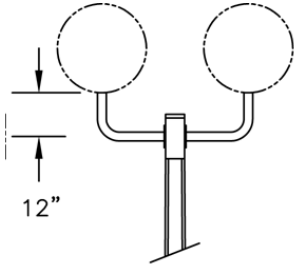




# Centrecon Series MBQ Pole with MAS Top Mount

Medium Base Plate Square Pole with Aluminum Side Mount Fixture(s)



**BULLHORN STYLE  
USE "B" SUFFIX**

**BULLHORN STYLE**

Luminaire Orientation	Arm Code
1 @ 0	MASB1
2 @ 180	MASB2
2 @ 90	MASB29
3 @ 90	MASB39
4 @ 90	MASB49

**SPECIFICATIONS**

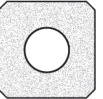
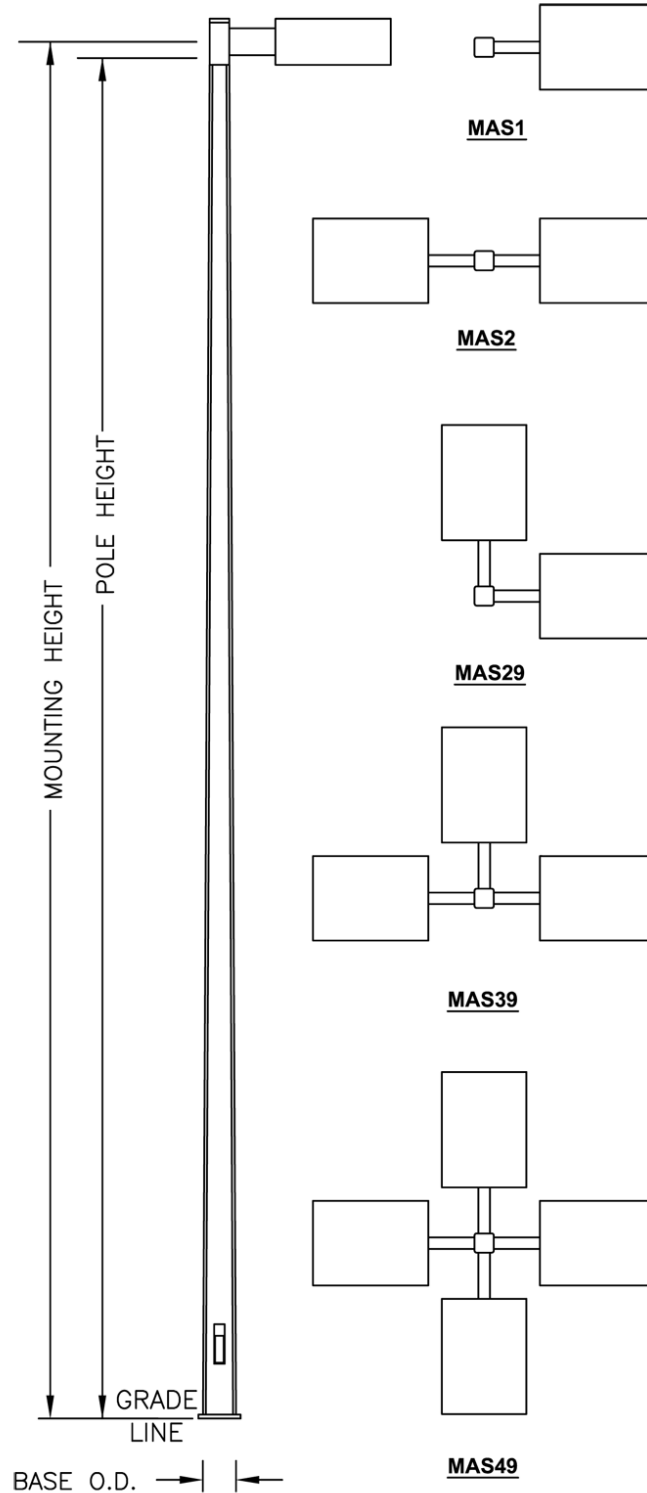
Use Centrecon Specifications.

**COLORS & FINISHES**

See Color Selection Guide.

**ANTI-GRAFFITI & SEALER**

Optional Coatings available for added protection.





# MBQ Pole with MAS Top Mount Combinations

Pole & Arm Configuration Includes Finish Code	Mounting Height	Pole Height	Base OD	Bolt Circle	Base Plate (SQ.)	Luminaire Orientation	Max 50 lb. Luminaire EPA at 90 mph.	Pole Weight
MBQ07*113A-MAS1UN	23'-6"	23'-0"	7-7/8"	13"	12"	1 @ 0	9.0 sq. ft.	1,000 lbs.
MBQ07*113A-MAS2UN	23'-6"	23'-0"	7-7/8"	13"	12"	2 @ 180	6.0 sq. ft.	1,000 lbs.
MBQ07*113A-MAS29UN	23'-6"	23'-0"	7-7/8"	13"	12"	2 @ 90	6.0 sq. ft.	1,000 lbs.
MBQ07*113A-MAS39UN	23'-6"	23'-0"	7-7/8"	13"	12"	3 @ 90	4.0 sq. ft.	1,000 lbs.
MBQ07*113A-MAS49UN	23'-6"	23'-0"	7-7/8"	13"	12"	4 @ 90	4.0 sq. ft.	1,000 lbs.
MBQ07.5*113A-MAS1UN	25'-1"	24'-7"	8-1/16"	13"	12"	1 @ 0	9.0 sq. ft.	1,120 lbs.
MBQ07.5*113A-MAS2UN	25'-1"	24'-7"	8-1/16"	13"	12"	2 @ 180	6.0 sq. ft.	1,120 lbs.
MBQ07.5*113A-MAS29UN	25'-1"	24'-7"	8-1/16"	13"	12"	2 @ 90	6.0 sq. ft.	1,120 lbs.
MBQ07.5*113A-MAS39UN	25'-1"	24'-7"	8-1/16"	13"	12"	3 @ 90	4.0 sq. ft.	1,120 lbs.
MBQ07.5*113A-MAS49UN	25'-1"	24'-7"	8-1/16"	13"	12"	4 @ 90	4.0 sq. ft.	1,120 lbs.
MBQ08.5*113A-MAS1UN	28'-5"	27'-11"	8-7/16"	14"	13"	1 @ 0	9.0 sq. ft.	1,330 lbs.
MBQ08.5*113A-MAS2UN	28'-5"	27'-11"	8-7/16"	14"	13"	2 @ 180	6.0 sq. ft.	1,330 lbs.
MBQ08.5*113A-MAS29UN	28'-5"	27'-11"	8-7/16"	14"	13"	2 @ 90	6.0 sq. ft.	1,330 lbs.
MBQ08.5*113A-MAS39UN	28'-5"	27'-11"	8-7/16"	14"	13"	3 @ 90	4.0 sq. ft.	1,330 lbs.
MBQ08.5*113A-MAS49UN	28'-5"	27'-11"	8-7/16"	14"	13"	4 @ 90	4.0 sq. ft.	1,330 lbs.
MBQ09*113A-MAS1UN	30'-0"	29'-6"	8-5/8"	15"	14"	1 @ 0	9.0 sq. ft.	1,450 lbs.
MBQ09*113A-MAS2UN	30'-0"	29'-6"	8-5/8"	15"	14"	2 @ 180	6.0 sq. ft.	1,450 lbs.
MBQ09*113A-MAS29UN	30'-0"	29'-6"	8-5/8"	15"	14"	2 @ 90	6.0 sq. ft.	1,450 lbs.
MBQ09*113A-MAS39UN	30'-0"	29'-6"	8-5/8"	15"	14"	3 @ 90	4.0 sq. ft.	1,450 lbs.
MBQ09*113A-MAS49UN	30'-0"	29'-6"	8-5/8"	15"	14"	4 @ 90	4.0 sq. ft.	1,450 lbs.
MBQ10*113A-MAS1UN	33'-4"	32'-10"	9-1/16"	15-1/2"	14"	1 @ 0	9.0 sq. ft.	1,670 lbs.
MBQ10*113A-MAS2UN	33'-4"	32'-10"	9-1/16"	15-1/2"	14"	2 @ 180	6.0 sq. ft.	1,670 lbs.
MBQ10*113A-MAS29UN	33'-4"	32'-10"	9-1/16"	15-1/2"	14"	2 @ 90	6.0 sq. ft.	1,670 lbs.
MBQ10*113A-MAS39UN	33'-4"	32'-10"	9-1/16"	15-1/2"	14"	3 @ 90	4.0 sq. ft.	1,670 lbs.
MBQ10*113A-MAS49UN	33'-4"	32'-10"	9-1/16"	15-1/2"	14"	4 @ 90	4.0 sq. ft.	1,670 lbs.
MBQ11*113A-MAS1UN	36'-7"	36'-1"	9-7/16"	15-1/2"	14"	1 @ 0	9.0 sq. ft.	1,880 lbs.
MBQ11*113A-MAS2UN	36'-7"	36'-1"	9-7/16"	15-1/2"	14"	2 @ 180	6.0 sq. ft.	1,880 lbs.
MBQ11*113A-MAS29UN	36'-7"	36'-1"	9-7/16"	15-1/2"	14"	2 @ 90	6.0 sq. ft.	1,880 lbs.
MBQ11*113A-MAS39UN	36'-7"	36'-1"	9-7/16"	15-1/2"	14"	3 @ 90	4.0 sq. ft.	1,880 lbs.
MBQ11*113A-MAS49UN	36'-7"	36'-1"	9-7/16"	15-1/2"	14"	4 @ 90	4.0 sq. ft.	1,880 lbs.
MBQ12.2*113A-MAS1UN	40'-6"	40'-0"	9-15/16"	16-1/2"	15"	1 @ 0	9.0 sq. ft.	2,150 lbs.
MBQ12.2*113A-MAS2UN	40'-6"	40'-0"	9-15/16"	16-1/2"	15"	2 @ 180	6.0 sq. ft.	2,150 lbs.
MBQ12.2*113A-MAS29UN	40'-6"	40'-0"	9-15/16"	16-1/2"	15"	2 @ 90	6.0 sq. ft.	2,150 lbs.
MBQ12.2*113A-MAS39UN	40'-6"	40'-0"	9-15/16"	16-1/2"	15"	3 @ 90	4.0 sq. ft.	2,150 lbs.
MBQ12.2*113A-MAS49UN	40'-6"	40'-0"	9-15/16"	16-1/2"	15"	4 @ 90	4.0 sq. ft.	2,150 lbs.

Standard Anchor Bolts: 1" x 36" x 4" (Purchase Separately)

## Pole & Arm Designator Layout

