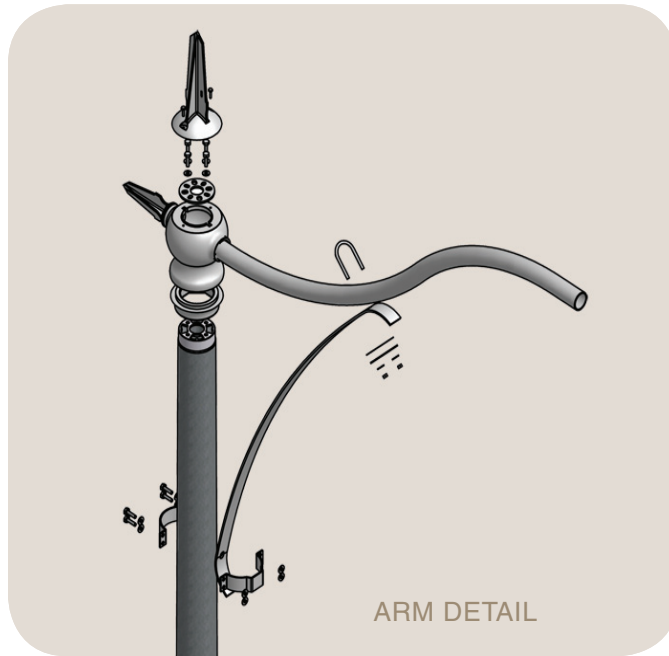
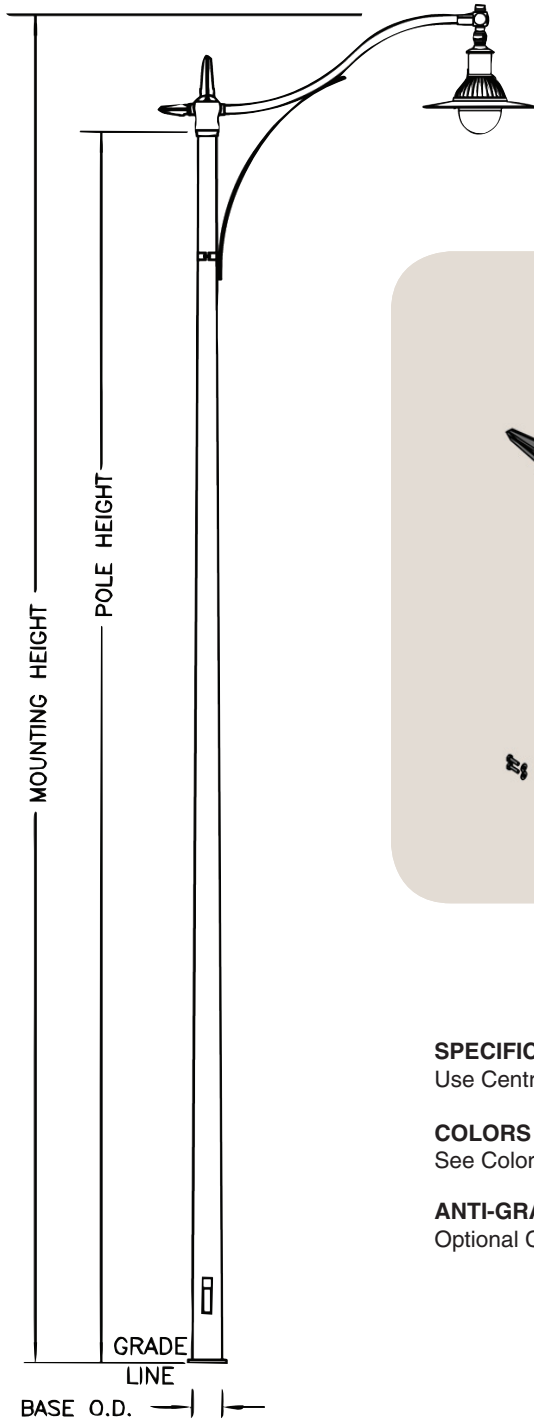




## Centrecon Series

# MBR Pole with MAZ Single Arm and "N" Scroll

Medium Base Plate Round Pole with Aluminum "Z" Shaped Arm



### SPECIFICATIONS

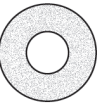
Use Centrecon Specifications.

### COLORS & FINISHES

See Color Selection Guide.

### ANTI-GRAFFITI & SEALER

Optional Coatings available for added protection.





## MBR Pole with MAZ Single Arm and "N" Scroll Combinations

Pole & Arm Configuration Includes Finish Code	Mounting Height	Pole Height	Base OD	Bolt Circle	Base Plate (SQ.)	Arm Length	Max. 50 lb. Luminaire EPA at 90 mph.	Pole Weight
MBR06*113A-MAZ6NUN	22'-4"	19'-8"	8-1/4"	11-1/2"	11"	6'	3.2 sq. ft.	600 lbs.
MBR06*113A-MAZ8NUN	22'-4"	19'-8"	8-1/4"	11-1/2"	11"	8'	2.5 sq. ft.	600 lbs.
MBR07*113A-MAZ6NUN	25'-8"	23'-0"	7-7/8"	11-1/2"	11"	6'	3.2 sq. ft.	680 lbs.
MBR07*113A-MAZ8NUN	25'-8"	23'-0"	7-7/8"	11-1/2"	11"	8'	2.5 sq. ft.	680 lbs.
MBR07.5*113A-MAZ6NUN	27'-3"	24'-7"	8-1/16"	11-1/2"	11"	6'	3.2 sq. ft.	750 lbs.
MBR07.5*113A-MAZ8NUN	27'-3"	24'-7"	8-1/16"	11-1/2"	11"	8'	2.5 sq. ft.	750 lbs.
MBR08*113A-MAZ6NUN	28'-11"	26'-3"	8-1/4"	11-1/2"	11"	6'	3.2 sq. ft.	825 lbs.
MBR08*113A-MAZ8NUN	28'-11"	26'-3"	8-1/4"	11-1/2"	11"	8'	2.5 sq. ft.	825 lbs.
MBR08.5*113A-MAZ6NUN	30'-7"	27'-11"	8-7/16"	11-1/2"	11"	6'	3.2 sq. ft.	875 lbs.
MBR08.5*113A-MAZ8NUN	30'-7"	27'-11"	8-7/16"	11-1/2"	11"	8'	2.5 sq. ft.	875 lbs.
MBR09*113A-MAZ6NUN	32'-2"	29'-6"	8-5/8"	11-1/2"	11"	6'	3.2 sq. ft.	920 lbs.
MBR09*113A-MAZ8NUN	32'-2"	29'-6"	8-5/8"	11-1/2"	11"	8'	2.5 sq. ft.	920 lbs.
MBRX09.5*113A-MAZ6NUN	33'-10"	31'-2"	8-7/8"	11-1/2"	11"	6'	3.2 sq. ft.	1,050 lbs.
MBRX09.5*113A-MAZ8NUN	33'-10"	31'-2"	8-7/8"	11-1/2"	11"	8'	2.5 sq. ft.	1,050 lbs.
MBRX10*113A-MAZ6NUN	35'-6"	32'-10"	9-1/16"	11-1/2"	11"	6'	3.2 sq. ft.	1,150 lbs.
MBRX10*113A-MAZ8NUN	35'-6"	32'-10"	9-1/16"	11-1/2"	11"	8'	2.5 sq. ft.	1,150 lbs.
MBRX10.6*113A-MAZ6NUN	37'-5"	34'-9"	9-5/16"	14"	13"	6'	3.2 sq. ft.	1,200 lbs.
MBRX10.6*113A-MAZ8NUN	37'-5"	34'-9"	9-5/16"	14"	13"	8'	2.5 sq. ft.	1,200 lbs.
MBRX11.7*113A-MAZ6NUN	41'-1"	38'-5"	9-3/4"	14"	13"	6'	3.2 sq. ft.	1,700 lbs.
MBRX11.7*113A-MAZ8NUN	41'-1"	38'-5"	9-3/4"	14"	13"	8'	2.5 sq. ft.	1,700 lbs.
MBRX12*113A-MAZ6NUN	42'-0"	39'-4"	11-3/8"	15"	14"	6'	3.2 sq. ft.	1,800 lbs.
MBRX12*113A-MAZ8NUN	42'-0"	39'-4"	11-3/8"	15"	14"	8'	2.5 sq. ft.	1,800 lbs.
MBRX13*113A-MAZ6NUN	45'-4"	42'-8"	11-15/16"	16-1/2"	16"	6'	3.2 sq. ft.	2,100 lbs.
MBRX13*113A-MAZ8NUN	45'-4"	42'-8"	11-15/16"	16-1/2"	16"	8'	2.5 sq. ft.	2,100 lbs.
MBRX14*113A-MAZ6NUN	48'-7"	45'-11"	12-7/16"	16-1/2"	16"	6'	3.2 sq. ft.	2,350 lbs.
MBRX14*113A-MAZ8NUN	48'-7"	45'-11"	12-7/16"	16-1/2"	16"	8'	2.5 sq. ft.	2,350 lbs.
<i>MBRX15*113A-MAZ6NUN</i>	<i>51'-10"</i>	<i>49'-2"</i>	<i>13"</i>	<i>17-1/2"</i>	<i>17"</i>	<i>6'</i>	<i>3.2 sq. ft.</i>	<i>2,700 lbs.</i>
<i>MBRX15*113A-MAZ8NUN</i>	<i>51'-10"</i>	<i>49'-2"</i>	<i>13"</i>	<i>17-1/2"</i>	<i>17"</i>	<i>8'</i>	<i>2.5 sq. ft.</i>	<i>2,700 lbs.</i>

*Italics indicate pole availability at Everett Plant only.*

**Standard Anchor Bolts: 1" x 36" x 4" (Purchase Separately)**

### Pole & Arm Designator Layout

