

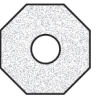
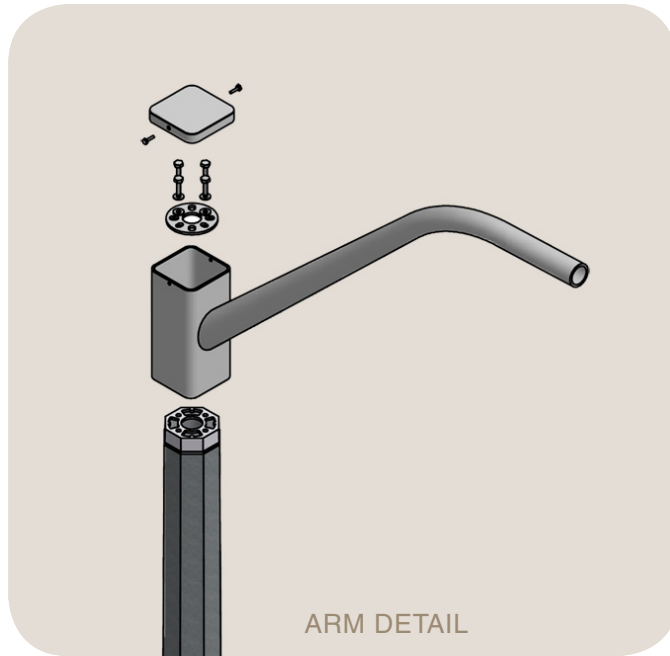
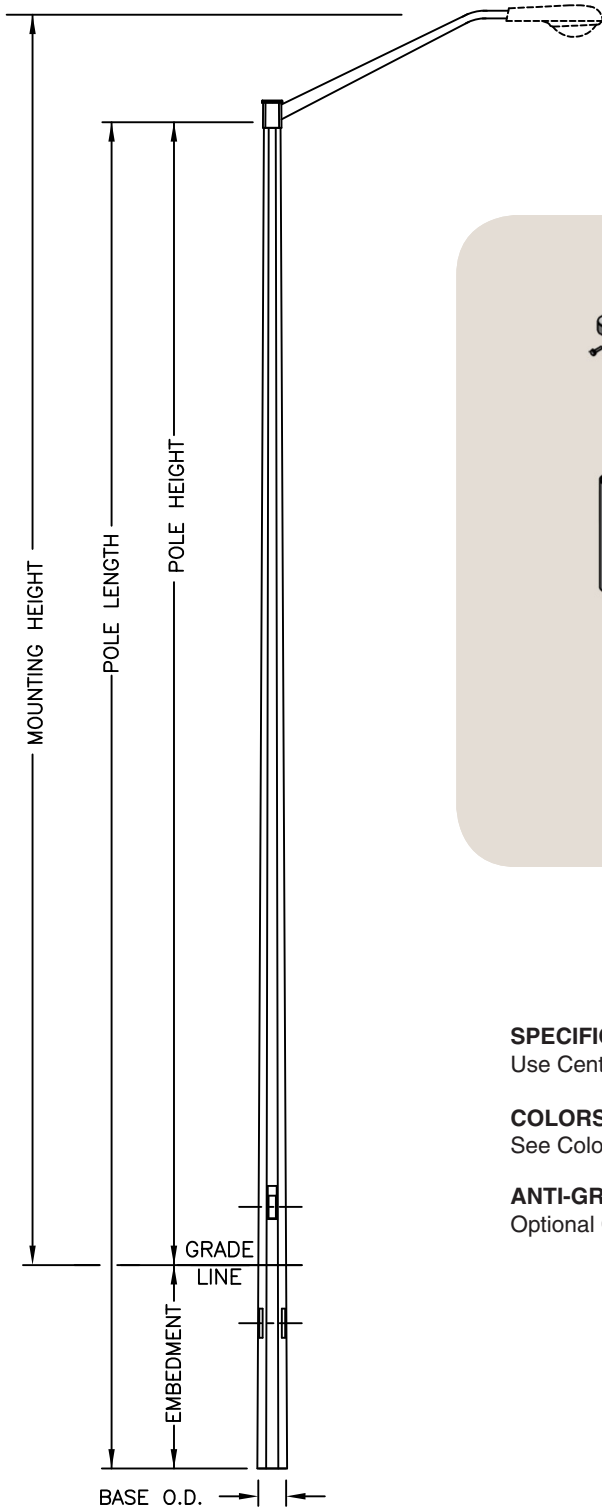


Centrecon Series

MEO Pole with MAE Single Arm

Medium Embedded Octagonal Pole with Aluminum Elliptical Arm

EMBEDDED STYLE OCTAGONAL POLES



SPECIFICATIONS

Use Centrecon Specifications.

COLORS & FINISHES

See Color Selection Guide.

ANTI-GRAFFITI & SEALER

Optional Coatings available for added protection.



MEO Pole with MAE Single Arm Combinations

Pole & Arm Configuration Includes Finish Code	Mounting Height	Pole Height	Base OD	Embedded Depth	Pole Length	Arm Length	Max. 50 lb. Luminaire EPA at 90 mph.	Pole Weight
MEO03*113A-MAE4UN	12'-9"	9'-10"	6-13/16"	4'-3"	14'-1"	4'	6.3 sq. ft.	380 lbs.
MEO03*113A-MAE6UN	12'-9"	9'-10"	6-13/16"	4'-3"	14'-1"	6'	4.0 sq. ft.	380 lbs.
MEO03*113A-MAE8UN	12'-9"	9'-10"	6-13/16"	4'-3"	14'-1"	8'	2.4 sq. ft.	380 lbs.
MEO05*113A-MAE4UN	19'-4"	16'-5"	7-1/2"	4'-3"	20'-8"	4'	6.3 sq. ft.	690 lbs.
MEO05*113A-MAE6UN	19'-4"	16'-5"	7-1/2"	4'-3"	20'-8"	6'	4.0 sq. ft.	690 lbs.
MEO05*113A-MAE8UN	19'-4"	16'-5"	7-1/2"	4'-3"	20'-8"	8'	2.4 sq. ft.	690 lbs.
MEO05.5*113A-MAE4UN	20'-11"	18'-0"	7-7/8"	5'-0"	23'-0"	4'	6.3 sq. ft.	720 lbs.
MEO05.5*113A-MAE6UN	20'-11"	18'-0"	7-7/8"	5'-0"	23'-0"	6'	4.0 sq. ft.	720 lbs.
MEO05.5*113A-MAE8UN	20'-11"	18'-0"	7-7/8"	5'-0"	23'-0"	8'	2.4 sq. ft.	720 lbs.
MEO06*113A-MAE4UN	22'-6"	19'-7"	8"	4'-3"	23'-10"	4'	6.3 sq. ft.	750 lbs.
MEO06*113A-MAE6UN	22'-6"	19'-7"	8"	4'-3"	23'-10"	6'	4.0 sq. ft.	750 lbs.
MEO06*113A-MAE8UN	22'-6"	19'-7"	8"	4'-3"	23'-10"	8'	2.4 sq. ft.	750 lbs.
MEO06.5*113A-MAE4UN	24'-2"	21'-3"	8-3/16"	5'-0"	26'-3"	4'	6.3 sq. ft.	870 lbs.
MEO06.5*113A-MAE6UN	24'-2"	21'-3"	8-3/16"	5'-0"	26'-3"	6'	4.0 sq. ft.	870 lbs.
MEO06.5*113A-MAE8UN	24'-2"	21'-3"	8-3/16"	5'-0"	26'-3"	8'	2.4 sq. ft.	870 lbs.
MEO07*113A-MAE4UN	25'-11"	23'-0"	8-3/8"	4'-7"	27'-7"	4'	6.3 sq. ft.	900 lbs.
MEO07*113A-MAE6UN	25'-11"	23'-0"	8-3/8"	4'-7"	27'-7"	6'	4.0 sq. ft.	900 lbs.
MEO07*113A-MAE8UN	25'-11"	23'-0"	8-3/8"	4'-7"	27'-7"	8'	2.4 sq. ft.	900 lbs.
MEO07.5*113A-MAE4UN	27'-6"	24'-7"	8-9/16"	4'-11"	29'-6"	4'	6.3 sq. ft.	980 lbs.
MEO07.5*113A-MAE6UN	27'-6"	24'-7"	8-9/16"	4'-11"	29'-6"	6'	4.0 sq. ft.	980 lbs.
MEO07.5*113A-MAE8UN	27'-6"	24'-7"	8-9/16"	4'-11"	29'-6"	8'	2.4 sq. ft.	980 lbs.
MEO08*113A-MAE4UN	29'-2"	26'-3"	8-13/16"	4'-11"	31'-2"	4'	6.3 sq. ft.	1,100 lbs.
MEO08*113A-MAE6UN	29'-2"	26'-3"	8-13/16"	4'-11"	31'-2"	6'	4.0 sq. ft.	1,100 lbs.
MEO08*113A-MAE8UN	29'-2"	26'-3"	8-13/16"	4'-11"	31'-2"	8'	2.4 sq. ft.	1,100 lbs.
MEO08.5*113A-MAE4UN	30'-10"	27'-11"	9"	4'-11"	32'-10"	4'	6.1 sq. ft.	1,250 lbs.
MEO08.5*113A-MAE6UN	30'-10"	27'-11"	9"	4'-11"	32'-10"	6'	3.8 sq. ft.	1,250 lbs.
MEO08.5*113A-MAE8UN	30'-10"	27'-11"	9"	4'-11"	32'-10"	8'	2.3 sq. ft.	1,250 lbs.
MEO09*113A-MAE4UN	32'-5"	29'-6"	9-1/4"	5'-3"	34'-9"	4'	6.1 sq. ft.	1,300 lbs.
MEO09*113A-MAE6UN	32'-5"	29'-6"	9-1/4"	5'-3"	34'-9"	6'	3.8 sq. ft.	1,300 lbs.
MEO09*113A-MAE8UN	32'-5"	29'-6"	9-1/4"	5'-3"	34'-9"	8'	2.3 sq. ft.	1,300 lbs.
MEOX10*113A-MAE4UN	35'-9"	32'-10"	9-3/4"	5'-7"	38'-5"	4'	6.1 sq. ft.	1,500 lbs.
MEOX10*113A-MAE6UN	35'-9"	32'-10"	9-3/4"	5'-7"	38'-5"	6'	3.8 sq. ft.	1,500 lbs.
MEOX10*113A-MAE8UN	35'-9"	32'-10"	9-3/4"	5'-7"	38'-5"	8'	2.3 sq. ft.	1,500 lbs.
MEOX10.6*113A-MAE4UN	37'-7"	34'-8"	10"	5'-11"	40'-7"	4'	6.1 sq. ft.	1,600 lbs.
MEOX10.6*113A-MAE6UN	37'-7"	34'-8"	10"	5'-11"	40'-7"	6'	3.8 sq. ft.	1,600 lbs.
MEOX10.6*113A-MAE8UN	37'-7"	34'-8"	10"	5'-11"	40'-7"	8'	2.1 sq. ft.	1,600 lbs.
MEOX11.1*113A-MAE4UN	39'-5"	36'-6"	10-1/4"	6'-6"	43'-0"	4'	6.1 sq. ft.	1,700 lbs.
MEOX11.1*113A-MAE6UN	39'-5"	36'-6"	10-1/4"	6'-6"	43'-0"	6'	3.8 sq. ft.	1,700 lbs.
MEOX11.1*113A-MAE8UN	39'-5"	36'-6"	10-1/4"	6'-6"	43'-0"	8'	2.1 sq. ft.	1,700 lbs.

Pole & Arm Designator Layout

