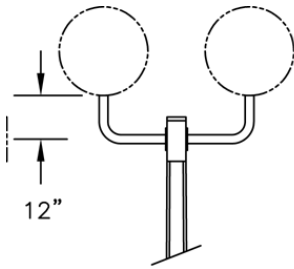




Centrecon Series

MEO Pole with MAS Top Mount

Medium Embedded Octagonal Pole with Aluminum Side Mount Fixture(s)



BULLHORN STYLE
USE "B" SUFFIX

BULLHORN STYLE

Luminaire Orientation	Arm Code
1 @ 0	MASB1
2 @ 180	MASB2
2 @ 90	MASB29
3 @ 90	MASB39
4 @ 90	MASB49

SPECIFICATIONS

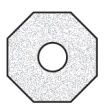
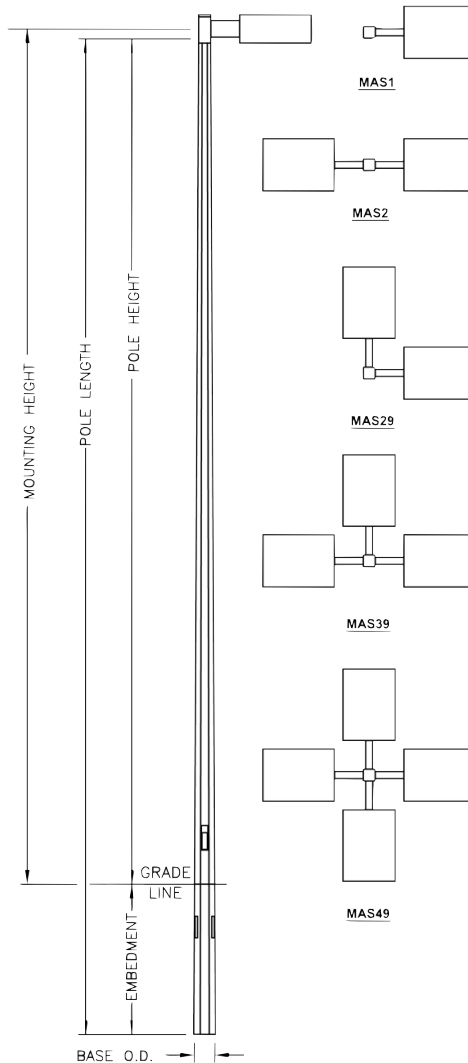
Use Centrecon Specifications.

COLORS & FINISHES

See Color Selection Guide.

ANTI-GRAFFITI & SEALER

Optional Coatings available for added protection.



EMBEDDED STYLE OCTAGONAL POLES

Pole & Arm Configuration Includes Finish Code	Mounting Height	Pole Height	Base OD	Embedded Depth	Pole Length	Luminaire Orientation	Max. 50 lb. Luminaire EPA at 90 mph.	Pole Weight
MEO03*113A-MAS1UN	10'-4"	9'-10"	6-13/16"	4'-3"	14'-1"	1 @ 0	9.0 sq. ft.	380 lbs.
MEO03*113A-MAS2UN	10'-4"	9'-10"	6-13/16"	4'-3"	14'-1"	2 @ 180	6.0 sq. ft.	380 lbs.
MEO03*113A-MAS29UN	10'-4"	9'-10"	6-13/16"	4'-3"	14'-1"	2 @ 90	6.0 sq. ft.	380 lbs.
MEO03*113A-MAS39UN	10'-4"	9'-10"	6-13/16"	4'-3"	14'-1"	3 @ 90	4.0 sq. ft.	380 lbs.
MEO03*113A-MAS49UN	10'-4"	9'-10"	6-13/16"	4'-3"	14'-1"	4 @ 90	4.0 sq. ft.	380 lbs.
MEO05*113A-MAS1UN	16'-11"	16'-5"	7-1/2"	4'-3"	20'-8"	1 @ 0	9.0 sq. ft.	690 lbs.
MEO05*113A-MAS2UN	16'-11"	16'-5"	7-1/2"	4'-3"	20'-8"	2 @ 180	6.0 sq. ft.	690 lbs.
MEO05*113A-MAS29UN	16'-11"	16'-5"	7-1/2"	4'-3"	20'-8"	2 @ 90	6.0 sq. ft.	690 lbs.
MEO05*113A-MAS39UN	16'-11"	16'-5"	7-1/2"	4'-3"	20'-8"	3 @ 90	4.0 sq. ft.	690 lbs.
MEO05*113A-MAS49UN	16'-11"	16'-5"	7-1/2"	4'-3"	20'-8"	4 @ 90	4.0 sq. ft.	690 lbs.
MEO05.5*113A-MAS1UN	18'-6"	18'-0"	7-7/8"	5'-0"	23'-0"	1 @ 0	9.0 sq. ft.	720 lbs.
MEO05.5*113A-MAS2UN	18'-6"	18'-0"	7-7/8"	5'-0"	23'-0"	2 @ 180	6.0 sq. ft.	720 lbs.
MEO05.5*113A-MAS29UN	18'-6"	18'-0"	7-7/8"	5'-0"	23'-0"	2 @ 90	6.0 sq. ft.	720 lbs.
MEO05.5*113A-MAS39UN	18'-6"	18'-0"	7-7/8"	5'-0"	23'-0"	3 @ 90	4.0 sq. ft.	720 lbs.
MEO05.5*113A-MAS49UN	18'-6"	18'-0"	7-7/8"	5'-0"	23'-0"	4 @ 90	4.0 sq. ft.	720 lbs.

Manufacturer reserves the right to alter the product design without prior notice. Consult Ameron or authorized representative for additional information.



MEO Pole with MAS Top Mount Combinations

Pole & Arm Configuration Includes Finish Code	Mounting Height	Pole Height	Base OD	Embedded Depth	Pole Length	Luminaire Orientation	Max. 50 lb. Luminaire EPA at 90 mph.	Pole Weight
MEO06*113A-MAS1UN	20'-1"	19'-7"	8"	4'-3"	23'-10"	1 @ 0	9.0 sq. ft.	750 lbs.
MEO06*113A-MAS2UN	20'-1"	19'-7"	8"	4'-3"	23'-10"	2 @ 180	6.0 sq. ft.	750 lbs.
MEO06*113A-MAS29UN	20'-1"	19'-7"	8"	4'-3"	23'-10"	2 @ 90	6.0 sq. ft.	750 lbs.
MEO06*113A-MAS39UN	20'-1"	19'-7"	8"	4'-3"	23'-10"	3 @ 90	4.0 sq. ft.	750 lbs.
MEO06*113A-MAS49UN	20'-1"	19'-7"	8"	4'-3"	23'-10"	4 @ 90	4.0 sq. ft.	750 lbs.
MEO06.5*113A-MAS1UN	21'-9"	21'-3"	8-3/16"	5'-0"	26'-3"	1 @ 0	9.0 sq. ft.	870 lbs.
MEO06.5*113A-MAS2UN	21'-9"	21'-3"	8-3/16"	5'-0"	26'-3"	2 @ 180	6.0 sq. ft.	870 lbs.
MEO06.5*113A-MAS29UN	21'-9"	21'-3"	8-3/16"	5'-0"	26'-3"	2 @ 90	6.0 sq. ft.	870 lbs.
MEO06.5*113A-MAS39UN	21'-9"	21'-3"	8-3/16"	5'-0"	26'-3"	3 @ 90	4.0 sq. ft.	870 lbs.
MEO06.5*113A-MAS49UN	21'-9"	21'-3"	8-3/16"	5'-0"	26'-3"	4 @ 90	4.0 sq. ft.	870 lbs.
MEO07*113A-MAS1UN	23'-6"	23'-0"	8-3/8"	4'-7"	27'-7"	1 @ 0	9.0 sq. ft.	900 lbs.
MEO07*113A-MAS2UN	23'-6"	23'-0"	8-3/8"	4'-7"	27'-7"	2 @ 180	6.0 sq. ft.	900 lbs.
MEO07*113A-MAS29UN	23'-6"	23'-0"	8-3/8"	4'-7"	27'-7"	2 @ 90	6.0 sq. ft.	900 lbs.
MEO07*113A-MAS39UN	23'-6"	23'-0"	8-3/8"	4'-7"	27'-7"	3 @ 90	4.0 sq. ft.	900 lbs.
MEO07*113A-MAS49UN	23'-6"	23'-0"	8-3/8"	4'-7"	27'-7"	4 @ 90	4.0 sq. ft.	900 lbs.
MEO07.5*113A-MAS1UN	25'-1"	24'-7"	8-9/16"	4'-11"	29'-6"	1 @ 0	9.0 sq. ft.	980 lbs.
MEO07.5*113A-MAS2UN	25'-1"	24'-7"	8-9/16"	4'-11"	29'-6"	2 @ 180	6.0 sq. ft.	980 lbs.
MEO07.5*113A-MAS29UN	25'-1"	24'-7"	8-9/16"	4'-11"	29'-6"	2 @ 90	6.0 sq. ft.	980 lbs.
MEO07.5*113A-MAS39UN	25'-1"	24'-7"	8-9/16"	4'-11"	29'-6"	3 @ 90	4.0 sq. ft.	980 lbs.
MEO07.5*113A-MAS49UN	25'-1"	24'-7"	8-9/16"	4'-11"	29'-6"	4 @ 90	4.0 sq. ft.	980 lbs.
MEO08*113A-MAS1UN	26'-9"	26'-3"	8-13/16"	4'-11"	31'-2"	1 @ 0	9.0 sq. ft.	1,100 lbs.
MEO08*113A-MAS2UN	26'-9"	26'-3"	8-13/16"	4'-11"	31'-2"	2 @ 180	6.0 sq. ft.	1,100 lbs.
MEO08*113A-MAS29UN	26'-9"	26'-3"	8-13/16"	4'-11"	31'-2"	2 @ 90	6.0 sq. ft.	1,100 lbs.
MEO08*113A-MAS39UN	26'-9"	26'-3"	8-13/16"	4'-11"	31'-2"	3 @ 90	4.0 sq. ft.	1,100 lbs.
MEO08*113A-MAS49UN	26'-9"	26'-3"	8-13/16"	4'-11"	31'-2"	4 @ 90	4.0 sq. ft.	1,100 lbs.
MEO08.5*113A-MAS1UN	28'-5"	27'-11"	9"	4'-11"	32'-10"	1 @ 0	9.0 sq. ft.	1,250 lbs.
MEO08.5*113A-MAS2UN	28'-5"	27'-11"	9"	4'-11"	32'-10"	2 @ 180	6.0 sq. ft.	1,250 lbs.
MEO08.5*113A-MAS29UN	28'-5"	27'-11"	9"	4'-11"	32'-10"	2 @ 90	6.0 sq. ft.	1,250 lbs.
MEO08.5*113A-MAS39UN	28'-5"	27'-11"	9"	4'-11"	32'-10"	3 @ 90	4.0 sq. ft.	1,250 lbs.
MEO08.5*113A-MAS49UN	28'-5"	27'-11"	9"	4'-11"	32'-10"	4 @ 90	4.0 sq. ft.	1,250 lbs.
MEO09*113A-MAS1UN	30'-0"	29'-6"	9-1/4"	5'-3"	34'-9"	1 @ 0	9.0 sq. ft.	1,300 lbs.
MEO09*113A-MAS2UN	30'-0"	29'-6"	9-1/4"	5'-3"	34'-9"	2 @ 180	6.0 sq. ft.	1,300 lbs.
MEO09*113A-MAS29UN	30'-0"	29'-6"	9-1/4"	5'-3"	34'-9"	2 @ 90	6.0 sq. ft.	1,300 lbs.
MEO09*113A-MAS39UN	30'-0"	29'-6"	9-1/4"	5'-3"	34'-9"	3 @ 90	4.0 sq. ft.	1,300 lbs.
MEO09*113A-MAS49UN	30'-0"	29'-6"	9-1/4"	5'-3"	34'-9"	4 @ 90	4.0 sq. ft.	1,300 lbs.
MEOX10*113A-MAS1UN	33'-4"	32'-10"	9-3/4"	5'-7"	38'-5"	1 @ 0	9.0 sq. ft.	1,500 lbs.
MEOX10*113A-MAS2UN	33'-4"	32'-10"	9-3/4"	5'-7"	38'-5"	2 @ 180	6.0 sq. ft.	1,500 lbs.
MEOX10*113A-MAS29UN	33'-4"	32'-10"	9-3/4"	5'-7"	38'-5"	2 @ 90	6.0 sq. ft.	1,500 lbs.
MEOX10*113A-MAS39UN	33'-4"	32'-10"	9-3/4"	5'-7"	38'-5"	3 @ 90	4.0 sq. ft.	1,500 lbs.
MEOX10*113A-MAS49UN	33'-4"	32'-10"	9-3/4"	5'-7"	38'-5"	4 @ 90	4.0 sq. ft.	1,500 lbs.
MEOX10.6*113A-MAS1UN	35'-2"	34'-8"	10"	5'-11"	40'-7"	1 @ 0	9.0 sq. ft.	1,600 lbs.
MEOX10.6*113A-MAS2UN	35'-2"	34'-8"	10"	5'-11"	40'-7"	2 @ 180	6.0 sq. ft.	1,600 lbs.
MEOX10.6*113A-MAS29UN	35'-2"	34'-8"	10"	5'-11"	40'-7"	2 @ 90	6.0 sq. ft.	1,600 lbs.
MEOX10.6*113A-MAS39UN	35'-2"	34'-8"	10"	5'-11"	40'-7"	3 @ 90	4.0 sq. ft.	1,600 lbs.
MEOX10.6*113A-MAS49UN	35'-2"	34'-8"	10"	5'-11"	40'-7"	4 @ 90	4.0 sq. ft.	1,600 lbs.
MEOX11.1*113A-MAS1UN	37'-0"	36'-6"	10-1/4"	6'-6"	43'-0"	1 @ 0	9.0 sq. ft.	1,700 lbs.
MEOX11.1*113A-MAS2UN	37'-0"	36'-6"	10-1/4"	6'-6"	43'-0"	2 @ 180	6.0 sq. ft.	1,700 lbs.
MEOX11.1*113A-MAS29UN	37'-0"	36'-6"	10-1/4"	6'-6"	43'-0"	2 @ 90	6.0 sq. ft.	1,700 lbs.
MEOX11.1*113A-MAS39UN	37'-0"	36'-6"	10-1/4"	6'-6"	43'-0"	3 @ 90	4.0 sq. ft.	1,700 lbs.
MEOX11.1*113A-MAS49UN	37'-0"	36'-6"	10-1/4"	6'-6"	43'-0"	4 @ 90	4.0 sq. ft.	1,700 lbs.

Pole & Arm Designator Layout

