

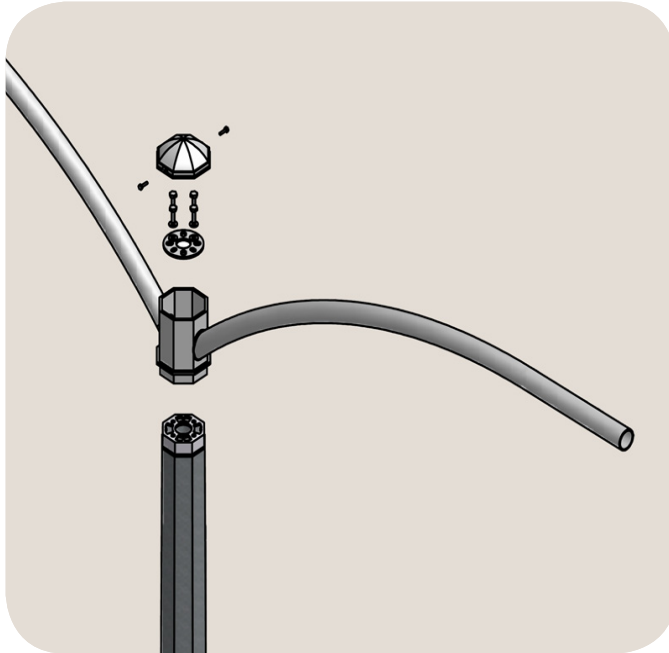
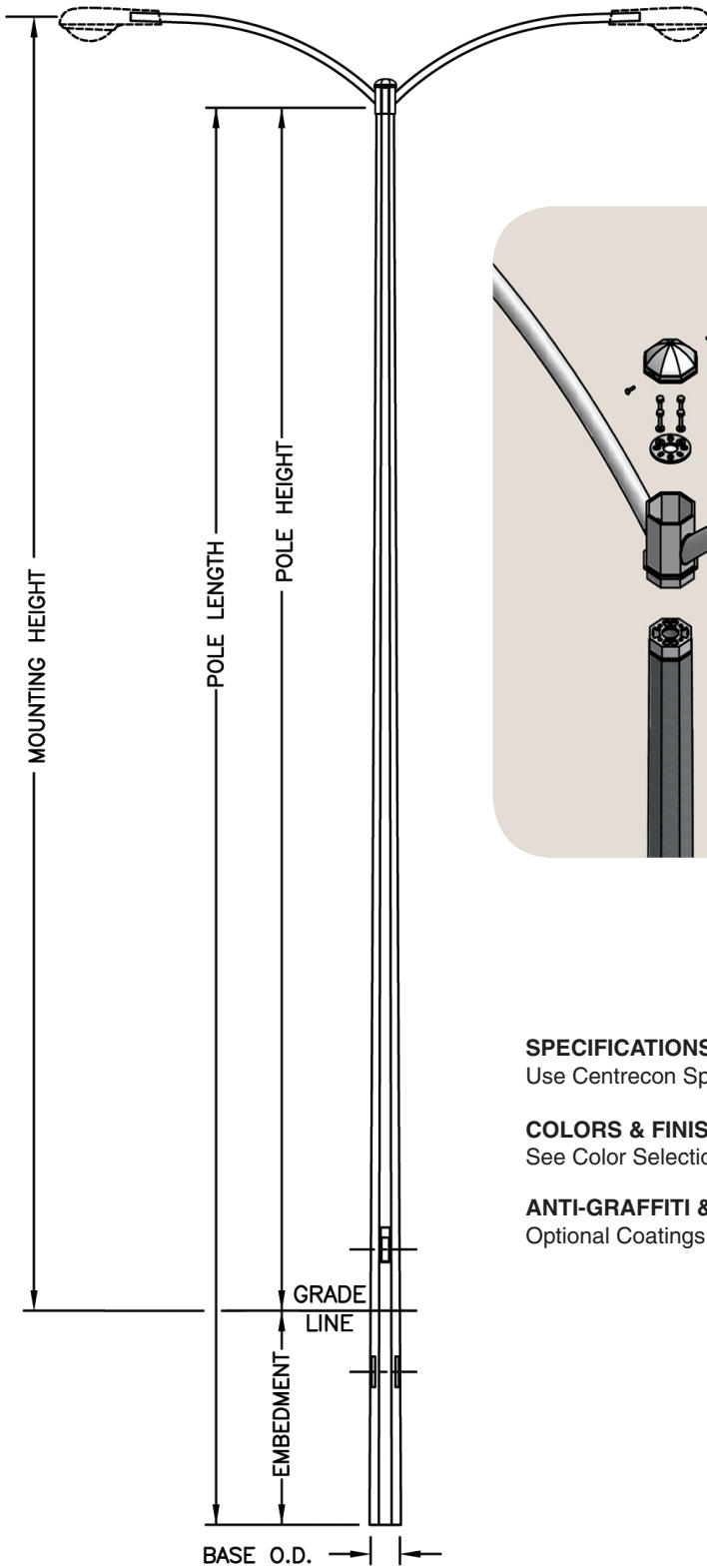
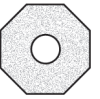


Centrecon Series

# MEO Pole with MOAP Double Arm

Medium Embedded Octagonal Pole with Aluminum Pipe Arm

EMBEDDED STYLE OCTAGONAL POLES



### SPECIFICATIONS

Use Centrecon Specifications.

### COLORS & FINISHES

See Color Selection Guide.

### ANTI-GRAFFITI & SEALER

Optional Coatings available for added protection.



# MEO Pole with MOAP Double Arm Combinations

Pole & Arm Configuration Includes Finish Code	Mounting Height	Pole Height	Base OD	Embedded Depth	Pole Length	Arm Length	Max 50 lb. Luminaire EPA at 90 mph.	Pole Weight
MEO03*113A-MOAP4DUN	11'-7"	9'-10"	6-13/16"	4'-3"	14'-1"	4'	5.4 sq. ft.	380 lbs.
MEO03*113A-MOAP6DUN	12'-1"	9'-10"	6-13/16"	4'-3"	14'-1"	6'	3.3 sq. ft.	380 lbs.
MEO03*113A-MOAP8DUN	12'-7"	9'-10"	6-13/16"	4'-3"	14'-1"	8'	2.2 sq. ft.	380 lbs.
MEO05*113A-MOAP4DUN	18'-2"	16'-5"	7-1/2"	4'-3"	20'-8"	4'	5.4 sq. ft.	690 lbs.
MEO05*113A-MOAP6DUN	18'-8"	16'-5"	7-1/2"	4'-3"	20'-8"	6'	3.3 sq. ft.	690 lbs.
MEO05*113A-MOAP8DUN	19'-2"	16'-5"	7-1/2"	4'-3"	20'-8"	8'	2.2 sq. ft.	690 lbs.
MEO05.5*113A-MOAP4DUN	19'-9"	18'-0"	7-7/8"	5'-0"	23'-0"	4'	5.4 sq. ft.	720 lbs.
MEO05.5*113A-MOAP6DUN	20'-3"	18'-0"	7-7/8"	5'-0"	23'-0"	6'	3.3 sq. ft.	720 lbs.
MEO05.5*113A-MOAP8DUN	20'-9"	18'-0"	7-7/8"	5'-0"	23'-0"	8'	2.2 sq. ft.	720 lbs.
MEO06*113A-MOAP4DUN	21'-4"	19'-7"	8"	4'-3"	23'-10"	4'	5.4 sq. ft.	750 lbs.
MEO06*113A-MOAP6DUN	21'-10"	19'-7"	8"	4'-3"	23'-10"	6'	3.3 sq. ft.	750 lbs.
MEO06*113A-MOAP8DUN	22'-4"	19'-7"	8"	4'-3"	23'-10"	8'	2.2 sq. ft.	750 lbs.
MEO06.5*113A-MOAP4DUN	23'-0"	21'-3"	8-3/16"	5'-0"	26'-3"	4'	5.4 sq. ft.	870 lbs.
MEO06.5*113A-MOAP6DUN	23'-6"	21'-3"	8-3/16"	5'-0"	26'-3"	6'	3.3 sq. ft.	870 lbs.
MEO06.5*113A-MOAP8DUN	24'-0"	21'-3"	8-3/16"	5'-0"	26'-3"	8'	2.2 sq. ft.	870 lbs.
MEO07*113A-MOAP4DUN	24'-9"	23'-0"	8-3/8"	4'-7"	27'-7"	4'	5.4 sq. ft.	900 lbs.
MEO07*113A-MOAP6DUN	25'-3"	23'-0"	8-3/8"	4'-7"	27'-7"	6'	3.3 sq. ft.	900 lbs.
MEO07*113A-MOAP8DUN	25'-9"	23'-0"	8-3/8"	4'-7"	27'-7"	8'	2.2 sq. ft.	900 lbs.
MEO07.5*113A-MOAP4DUN	26'-4"	24'-7"	8-9/16"	4'-11"	29'-6"	4'	5.4 sq. ft.	980 lbs.
MEO07.5*113A-MOAP6DUN	26'-10"	24'-7"	8-9/16"	4'-11"	29'-6"	6'	3.3 sq. ft.	980 lbs.
MEO07.5*113A-MOAP8DUN	27'-4"	24'-7"	8-9/16"	4'-11"	29'-6"	8'	2.2 sq. ft.	980 lbs.
MEO08*113A-MOAP4DUN	28'-0"	26'-3"	8-13/16"	4'-11"	31'-2"	4'	5.4 sq. ft.	1,100 lbs.
MEO08*113A-MOAP6DUN	28'-6"	26'-3"	8-13/16"	4'-11"	31'-2"	6'	3.3 sq. ft.	1,100 lbs.
MEO08*113A-MOAP8DUN	29'-0"	26'-3"	8-13/16"	4'-11"	31'-2"	8'	2.2 sq. ft.	1,100 lbs.
MEO08.5*113A-MOAP4DUN	29'-8"	27'-11"	9"	4'-11"	32'-10"	4'	5.4 sq. ft.	1,250 lbs.
MEO08.5*113A-MOAP6DUN	30'-2"	27'-11"	9"	4'-11"	32'-10"	6'	3.3 sq. ft.	1,250 lbs.
MEO08.5*113A-MOAP8DUN	30'-8"	27'-11"	9"	4'-11"	32'-10"	8'	2.2 sq. ft.	1,250 lbs.
MEO09*113A-MOAP4DUN	31'-3"	29'-6"	9-1/4"	5'-3"	34'-9"	4'	5.2 sq. ft.	1,300 lbs.
MEO09*113A-MOAP6DUN	31'-9"	29'-6"	9-1/4"	5'-3"	34'-9"	6'	3.1 sq. ft.	1,300 lbs.
MEO09*113A-MOAP8DUN	32'-3"	29'-6"	9-1/4"	5'-3"	34'-9"	8'	2.1 sq. ft.	1,300 lbs.
MEOX10*113A-MOAP4DUN	34'-7"	32'-10"	9-3/4"	5'-7"	38'-5"	4'	5.2 sq. ft.	1,500 lbs.
MEOX10*113A-MOAP6DUN	35'-1"	32'-10"	9-3/4"	5'-7"	38'-5"	6'	3.1 sq. ft.	1,500 lbs.
MEOX10*113A-MOAP8DUN	35'-7"	32'-10"	9-3/4"	5'-7"	38'-5"	8'	2.1 sq. ft.	1,500 lbs.
MEOX10.6*113A-MOAP4DUN	36'-5"	34'-8"	10"	5'-11"	40'-7"	4'	5.2 sq. ft.	1,600 lbs.
MEOX10.6*113A-MOAP6DUN	36'-11"	34'-8"	10"	5'-11"	40'-7"	6'	3.1 sq. ft.	1,600 lbs.
MEOX10.6*113A-MOAP8DUN	37'-5"	34'-8"	10"	5'-11"	40'-7"	8'	2.1 sq. ft.	1,600 lbs.
MEOX11.1*113A-MOAP4DUN	38'-3"	36'-6"	10-1/4"	6'-6"	43'-0"	4'	5.2 sq. ft.	1,700 lbs.
MEOX11.1*113A-MOAP6DUN	38'-9"	36'-6"	10-1/4"	6'-6"	43'-0"	6'	3.1 sq. ft.	1,700 lbs.
MEOX11.1*113A-MOAP8DUN	39'-3"	36'-6"	10-1/4"	6'-6"	43'-0"	8'	2.1 sq. ft.	1,700 lbs.

## Pole & Arm Designator Layout

